

DERMATOGLYPHICS MULTIPLE INTELLIGENCE ANALYSIS



FINGERPRINT CLASSIFICATION

Fingerprints are basically of 4 types :

1. Loop – 45-48%
2. Arch – 7-8%
3. Whorl – 45%
4. Accidental – 1%

L

A

W

A



Loop

- 1. Ulnar Loop**
- 2. Radial Loop**
- 3. Ulnar Falling Loop**
- 4. Radial Falling Loop**

- 1. Simple Arch**
- 2. Tented Arch**
- 3. Tented Arch with Ulnar Loop**
- 4. Tented Arch with Radial Loop**

Whorl

- 1. Target Centric Whorl**
- 2. Spiral Whorl**
- 3. Elongated Whorl – Target Centric**
- 4. Elongated Whorl - Spiral**
- 5. Double Loop Whorl**
- 6. Composite Whorl**
- 7. Imploding Whorl**
- 8. Ulnar Target Centric Peacock's Eye**
- 9. Radial Target Centric Peacock's Eye**
- 10. Ulnar Spiral Peacock's Eye**
- 11. Radial Spiral Peacock's Eye**

ULNAR LOOP



Core

Delta

**Let's assume
it's Left Hand's Print**

1. Find out, which Hand's print is it ?
2. Find out Delta ("Y" shape).
3. Find out Flow
4. It will have 1 Delta & flow will be opposite to Delta
5. Left hand's print & Flow is also in Left side – Ulnar Loop
6. Right hand's print & flow is also in Right side - Ulnar Loop

RADIAL LOOP



Core

Delta

**Let's assume
it's Left Hand's Print**

1. Find out, which Hand's print is it ?
2. Find out Delta
3. Find out Flow
4. It will have 1 Delta & flow will be opposite to Delta
5. Left hand's print & Flow is in Right side – Radial Loop
6. Right hand's print & flow is in Left side – Radial Loop


ULNAR LOOP

- 1. People oriented**
- 2. Team Player**
- 3. Flexible**
- 4. Emotional**
- 5. Sensitive**
- 6. Co-operative**
- 7. Avoid confrontation**
- 8. Avoid conflict**

RADIAL LOOP

- 1. Reverse thinker**
- 2. Out of the box ideas**
- 3. Very creative**
- 4. Don't follow tradition**
- 5. Rule Breaker**
- 6. Milestone Setter**
- 7. Impatient**
- 8. Curious**


ULNAR FALLING LOOP



Let's assume
it's Left Hand's Print

1. Find out, which Hand's print is it ?
2. Find out Delta ("Y" shape).
3. Find out Flow which will form a heart shape
4. It will have 1 Delta & flow will be opposite to Delta
5. Left hand's print & Flow is also in Left side – Ulnar Loop
6. Right hand's print & flow is also in Right side - Ulnar Loop

RADIAL FALLING LOOP



Let's assume
it's Left Hand's Print

1. Find out, which Hand's print is it ?
2. Find out Delta
3. Find out Flow which will form a heart shape.
4. It will have 1 Delta & flow will be opposite to Delta
5. Left hand's print & Flow is in Right side – Radial Loop
6. Right hand's print & flow is in Left side – Radial Loop

ULNAR & RADIAL FALLING LOOP

Highly Responsive and insightful

Thought process usually has its ups and downs

HOW TO IDENTIFY ULNAR & RADIAL LOOP



1. Left Hand's Print & Flow is also in Left	Left - Left (Matching) = Ulnar Loop
2. Right Hand's Print & Flow is also in Right	Right - Right (Matching) = Ulnar Loop
3. Left Hand's Print & Flow is in Right	Left - Right(Not Matching) = Radial Loop
4. Right Hand's Print & Flow is in Left	Right - Left(Not Matching) = Radial Loop

SIMPLE ARCH



1. Delta – Generally, there is no delta in Arch
2. It has a flat curvature.
3. Ridges move from one end to other.
4. Arch will look like a water wave.

SIMPLE ARCH

TENTED ARCH



1. Delta – Generally, there is no delta in Tented Arch
2. It has an elevated curvature .
3. Ridges start from one side, lift at the center and end at other side.
4. Tented Arch will look like a tent.

TENTED ARCH

ARCH

1. Hard working
2. Introvert
3. Cautious
4. Work without complaint
5. Likes to follow steps
6. Down to earth
7. Do not like to take risks

TENTED ARCH

1. Extreme personalities , can be outgoing one day & shy the other day.
2. Easily inconsistent in doing things
3. Creative
4. Not afraid of challenges , & may be impulsive

ARCH WITH ULNAR LOOP



Delta

Core

**Let's assume
it's Left Hand's Print**

1. This print will look like a Loop, with a DELTA
2. But, the Ridge Count (no. of lines between Delta & Center) will be less than 9
3. Find out which Hand's print is this ?
4. Left hand's print & Flow is also in Left side – Ulnar Loop
5. Right hand's print & flow is also in Right side - Ulnar Loop

ARCH WITH RADIAL LOOP



Delta

Core

**Let's assume
it's Left Hand's Print**

1. This print will look like a Loop , with a DELTA
2. But, the Ridge Count (no. of lines between Delta & Center) will be less than 9
3. Find out which Hand's print is this ?
4. Left hand's print & Flow is in Right side – Radial Loop
5. Right hand's print & flow is in Left side – Radial Loop

TENTED ARCH WITH ULNAR LOOP

- 1. Creative**
- 2. Impatient**
- 3. High observation skills**

TENTED ARCH WITH RADIAL LOOP


- 1. Impatient**
- 2. Rule breaker**
- 3. Impulsive**

ARCH with ULNAR & RADIAL



1. Left Hand's Print & Flow is also in Left	Left - Left (Matching) = Ulnar Loop Arch
2. Right Hand's Print & Flow is also in Right	Right - Right (Matching) = Ulnar Loop Arch
3. Left Hand's Print & Flow is in Right	Left - Right (Not Matching) = Radial Loop Arch
4. Right Hand's Print & Flow is in Left	Right - Left (Not Matching) = Radial Loop Arch

TARGET CENTRIC WHORL



**TARGET CENTRIC
WHORL**

1. Circular lines, round round & round shape with 2 Delta
2. Target centric whorl will have 2 Delta, 1 on left & 1 on right
3. Centre - It has an independent center, like a dot, a small line or a circle, like a "Dart Game"
4. Ridges move around the centre of the print in a circular manner


SPIRAL WHORL



SPIRAL WHORL

1. Delta is like "Y" shape, ridge (lines) come from 1 direction and at 1 point they are split.
2. Centre - It has a connected center, attached with next ridge
3. Ridges start from centre of the print in a circular manner
4. Spiral whorl will have 2 Delta & 1 centre

ELONGATED WHORL (TARGET/ SPIRAL)



ELONGATED WHORL

1. Delta is like "Y" shape, ridge (lines) come from 1 direction and at 1 point they are split.
2. Elongated Whorl is a stretched form of Target Centric or Spiral Whorl
3. Ridges are around the centre in a stretched form.
4. It can be spiral or target centric having 2 Delta & 1 Centre

1. TARGET CENTRIC WHORL :

**Goal oriented , Self-centric, Inflexible,
Confident , Bold, Aggressive, Determined,
Strong self-consciousness and eager to win.**

2. SPIRAL WHORL :

**Goal oriented , Self-centric, Inflexible,
Confident , Bold, Aggressive, Determined,
Strong self-consciousness and eager to win in a
lower degree comparing with TCW.**

3. ELONGATED CENTRIC & SPIRAL WHORL:

**Ambitious, Competitive, Hates to be defeated,
Stubborn, Bold**


DOUBLE LOOP WHORL ("S" Family)



DOUBLE LOOP WHORL

1. Its name is Double Loop but it's not Loop, it's Whorl. It's called double loop because it's formed by combination of 2 loops.
2. Centre- This whorl has 2 centre points
3. Ridges start from both centre & move in opposite direction.
4. It has 2 Delta
5. It is "S" shape in center.


IMPLODING WHORL ("S" Family)



1. Delta is like "Y" shape, ridge (lines) come from 1 direction and at 1 point they are split.
2. Centre- This whorl has 2 centre points
3. Ridges start from both centre & move in opposite direction.
4. It has 2 Delta , & 2 Centre
5. It is "S" shape in center, pressed towards the center

IMPLODING WHORL

COMPOSITE WHORL



1. Delta is like "Y" shape, ridge (lines) come from 1 direction and at 1 point they are split.
2. Centre- This whorl has 2 centre points
3. Ridges start from both centre & move in opposite direction.
4. It has 2 Delta , & 2 Centre
5. It is "S" shape in center but small in size

COMPOSITE WHORL


DOUBLE LOOP & IMPLODING :

**Curious, Planner, Reliable , Logical thinker,
Perfectionist , Focus on Accuracy ,Rule Lovers ,
Like Structure, Diverse approach**

COMPOSITE WHORL :

**Adaptive, Different thinking, Situational
decision maker, Good communication,
Coordination skills**

ULNAR TARGET CENTRIC PEACOCK'S EYE



Assume it's Left Hand's Print

1. Find out which hand's print is this ?
2. 1 Delta will be at its place & Second delta will be close to center
3. It will form a peacock's feather shape from center.
4. The centre will be completely independent
4. Left hand's print & Flow towards Left - Ulnar Peacock's eye.
5. Right hand's print & Flow is also on right side-Ulnar Peacock's eye


RADIAL TARGET CENTRIC PEACOCK'S EYE



Assume it's Left Hand's Print

1. Find out which hand's print is this ?
2. Find out farthest Delta
3. Find the Center
4. The centre will be completely independent
4. Find the flow
5. Left hand's print & Flow is on right side – Radial Peacock's eye.
6. Right hand's print & Flow is on left side- Radial Peacock's eye


ULNAR SPIRAL PEACOCK'S EYE



1. Find out which hand's print is this ?
2. 1 Delta will be at its place & Second delta will be close to center
3. It will form a peacock's feather shape from center.
4. The centre will be joined
4. Left hand's print & Flow towards Left - Ulnar Peacock's eye.
5. Right hand's print & Flow is also on right side-Ulnar Peacock's eye

Assume it's Left Hand's Print

RADIAL SPIRAL PEACOCK'S EYE



Assume it's Left Hand's Print

1. Find out which hand's print is this ?
2. Find out farthest Delta
3. Find the Center
4. The centre will be joined
4. Find the flow
5. Left hand's print & Flow is on right side – Radial Peacock's eye.
6. Right hand's print & Flow is on left side- Radial Peacock's eye

CHARACTERISTICS



TARGET CENTRIC ULNAR PEACOCK'S EYE :
Expressive, Highly perceptive, Leadership qualities
Artistic, Goal oriented, Inflexible

SPIRAL ULNAR PEACOCK'S EYE :
Passionate, Artistic, Enthusiastic, Creative
Good observation skills

TARGET CENTRIC RADIAL PEACOCK'S EYE :
Highly Inflexible, Stubborn, Competitive
Goal oriented


SPIRAL RADIAL PEACOCK'S EYE :
Does not like to follow trends, Passionate
Creative, Thinks differently

ACCIDENTAL FINGERPRINT STUDY



They have 2 or more deltas and a combination or fusion of *2 or more types of patterns* not including the *plain, radial or Ulnar arch*. This category also includes any *freak pattern or accidental* formation that *does not conform to any conventional type*.

ACCIDENTAL FINGERPRINT STUDY



Variant

**(A fingerprint which is
malformation of Whorl)**



Accidental

**(A fingerprint which
represents many fingerprints)**



KIDS BRAIN POWER

201, 2nd Floor, Radha Swami Sangath,
B/h. Sony Center, A.V. Road,
Anand - 388001.(Gujarat) INDIA

Call : +91 992 579 9799 / 823 801 9799

Email : kidsbrainpower99@gmail.com

Website : www.kidsbrainpower.in